부호 SYM.	내용 DESCRIPTION	위치 POSITION	개정번호 REVISION NO.	일자 DATE	수정 REV'D	승인 APP'D

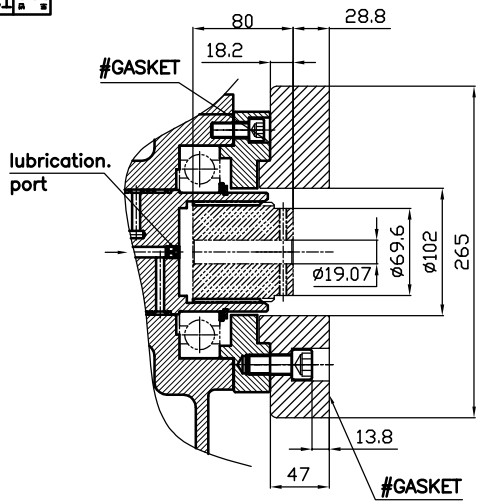

단면 A-A (2:1)

Must check the leakage of oil when operating because the pump assembled part is designed with force-lubrication.

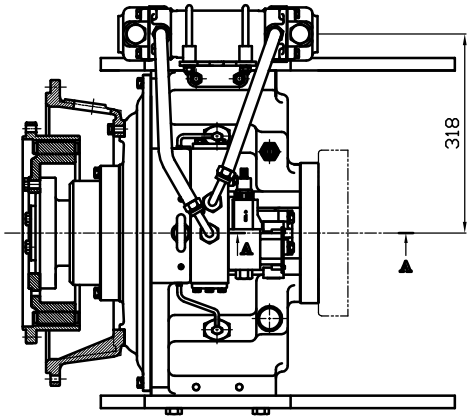

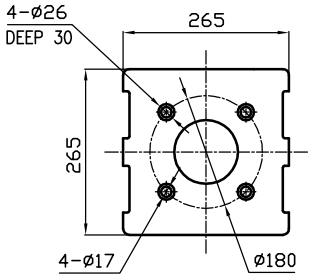

DPO 210 HYDRAULIC POWER TAKE OFF SPECIFICATION		
GEAR RATIO	ONLY 1 : 1	
TOTAL WEIGHT	APPROX. 250 kg(DRY)	
OIL CAPACITY	APPROX. 5 L	
OIL VISCOSITY	SAE #30	
OIL PRESSURE	1.56 ~ 2.45 MPa	CLUTCH OIL
DIRECTION OF ROTATION	INPUT	THE SAME DIRECTION AS ENGINE ROTATION
	OUTPUT	THE SAME DIRECTION AS ENGINE ROTATION
OIL CHANGE INTERVAL	THE FIRST 100HOURS OF INITIAL OPERATION	
	AND EVERY 1000HOURS THEREAFTER	
SHIFTING LIMIT	UNDER 50% OF THE RATED ENGINE SPEED	
OIL COOLER	WATER FLOW 40 ~ 60L/min	
	TEMPERATURE OF COOLING WATER	MAX 32°C

ROTATION DIRECTION BY MODEL (VIEWED FROM B)		
MODEL	INPUT (ENGINE)	OUTPUT (PTO)
DPO-F210P	(RIGHT)	(RIGHT)
DPO-R210P	(LEFT)	(LEFT)

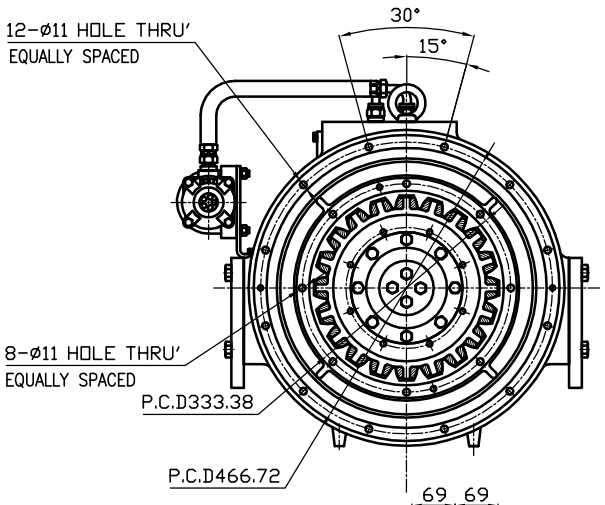

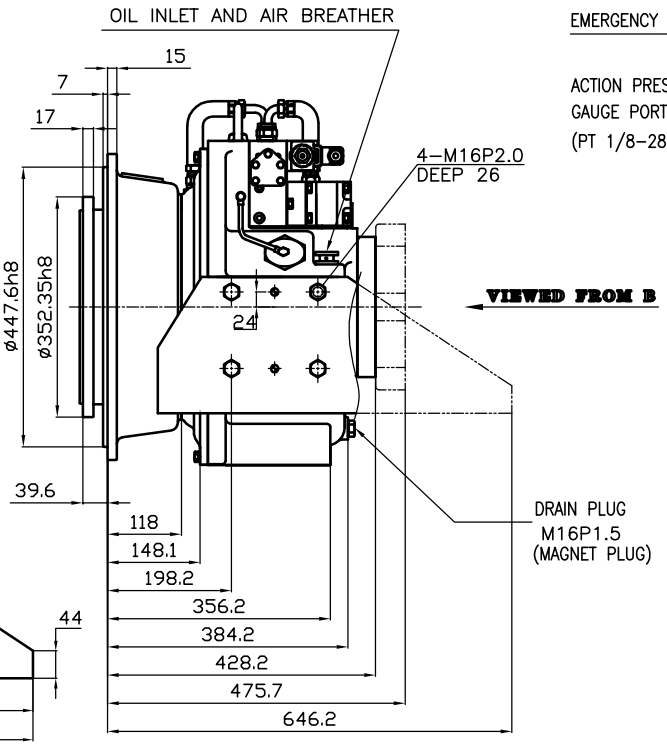

VIEWED FROM B

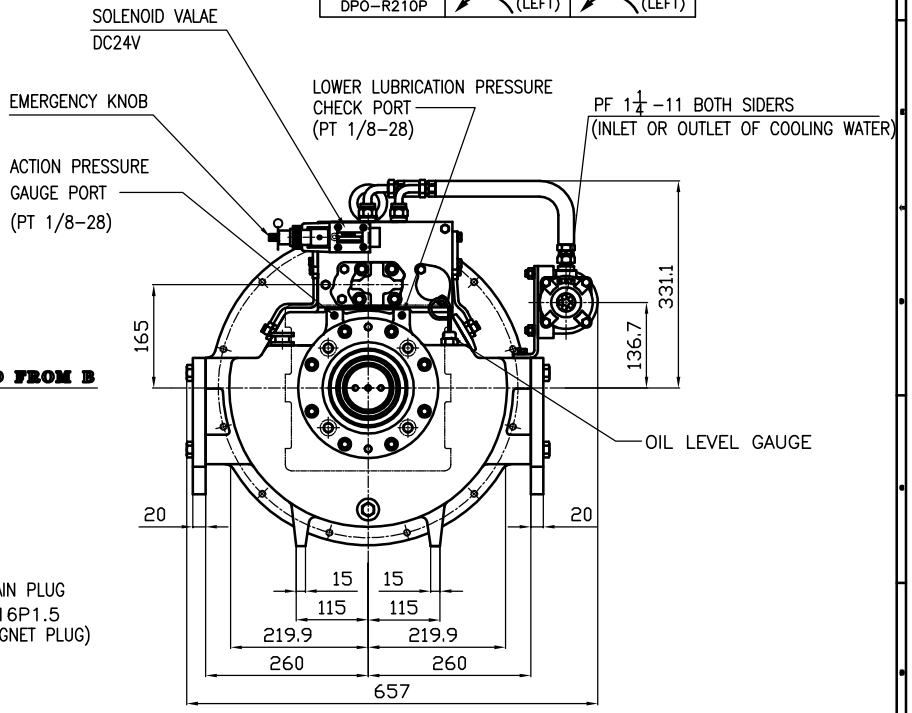

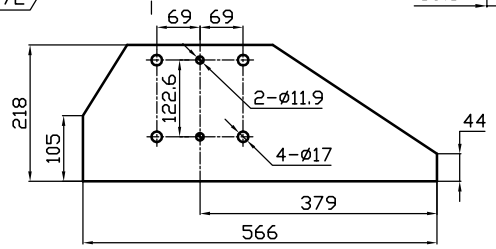

BRACKET DIMENSION

REMARK

1.HOUSING: SAE#2

2.DRIVING RING: SAE 11.5"

3. SIZE OF PUMP FLANGE MAY BE CHANGED DEPENDING ON PUMP SPEC.

공통공차 TOLERANCE ON				
분수 FRACTIONS ± —	소수 DECIMALS ± —	각도 ANGLES ± —		
일반공차	구분	초급	중급	정급
	1 초과 4 이하	± 0.3	± 0.1	± 0.05
	4 16	± 0.5	± 0.2	± 0.07
	16 63	± 0.7	± 0.3	± 0.1
	63 250	± 1.2	± 0.5	± 0.2
	250 1000	+ 2.0	+ 0.8	+ 0.3

번호 NO.	품번 PART NO.	품명 PART NAME	개수 Q'TY	재질 MATERIAL	규격 SIZE	비고 REMARKS
재질 MATERIAL			형식 TYPE	DPO-F(R)210P	원도번호 ORIGINAL DWG. NO.	
작성 DATE 2013.02.05	척도 SCALE 1/1		품명 NAME	PTO INSTALLATION DRAWING		
승인 APPROVED BY	검도 CHECKED BY	제도 DRAWN 경철	설계 DESIGNED	도번 DWG. NO.	T 2 1 0 F(R)PH2G	
D-I INDUSTRIAL			크기 SIZE	A0	코드번호 CODE ID. NO.	

SHEET 1 OF 1